













1. What street do you live on? (This will help us identify water quality problem areas)

	Response Percent	Response Count
Boulton Drive 	10.0%	8
Bunker Place 	3.8%	3
Drew Road 	3.8%	3
Gilley Crescent 	23.8%	19
Greenwood Way 	8.8%	7
Jukes Place 	5.0%	4
Lanyon Drive 	11.3%	9
Lawson Place 	3.8%	3
Miraloma Drive	0.0%	0
Nicolls Drive 	6.3%	5
Ormonde Road 	5.0%	4
Patrick Drive 	7.5%	6
Sunrise Drive 	11.3%	9
Yambury Road	0.0%	0
York Place	0.0%	0
answered question		80
skipped question		0

2. How long have you lived at your current address?

	Response Percent	Response Count
1-5 years	36.3%	29
6-10 years	25.0%	20
10-20 years	27.5%	22
more than 20 years	12.5%	10
answered question		80
skipped question		0






3. Have you experienced sediment in your tap water?

	Response Percent	Response Count
Yes	89.7%	70
No	10.3%	8
answered question		78
skipped question		2



4. If you have experienced sediment in your tap water please choose the best answer below to describe how often.

	Rarely	A few times per year	A few times per month	Once or twice a week	Always	Rating Average	Response Count
Please choose one	1.4% (1)	31.4% (22)	20.0% (14)	8.6% (6)	38.6% (27)	1.00	70
Comments							35
answered question							70
skipped question							10

5. What time of the year do you most commonly notice sediment in your tap water?

	Response Percent	Response Count
Spring 	21.7%	13
Summer 	21.7%	13
Fall 	15.0%	9
Winter 	15.0%	9
Varies 	66.7%	40
Other (please specify)		24
answered question		60
skipped question		20






6. Have you experienced staining of household fixtures or clothes?

	Response Percent	Response Count
Yes 	86.7%	65
No 	13.3%	10
answered question		75
skipped question		5



7. If you have experienced staining please choose the best answer below to describe how often.

	Rarely	A few times per year	A few times per month	Once or twice a week	Always	Rating Average	Response Count
Please choose one	7.6% (5)	21.2% (14)	16.7% (11)	9.1% (6)	45.5% (30)	1.00	66
						Comments	32
						<i>answered question</i>	66
						<i>skipped question</i>	14




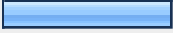

8. What time of the year do you most commonly notice staining?

	Response Percent	Response Count
Spring 	24.5%	13
Summer 	28.3%	15
Fall 	15.1%	8
Winter 	15.1%	8
Varies 	64.2%	34
Other (please specify)		21
	<i>answered question</i>	53
	<i>skipped question</i>	27

9. Have you ever noticed coloured water from your tap water?

	Response Percent	Response Count
Yes 	98.7%	76
No 	1.3%	1
<i>answered question</i>		77
<i>skipped question</i>		3






10. If yes, to what degree is it normally coloured? Please circle one. (1 = very light, 5 = very dark)

	Response Percent	Response Count
1 	1.3%	1
2 	18.4%	14
3 	42.1%	32
4 	25.0%	19
5 	13.2%	10
Comments		30
<i>answered question</i>		76
<i>skipped question</i>		4



11. If you have experienced coloured water please choose the best answer below to describe how often.

	Rarely	A few times per year	A few times per month	Once or twice a week	Always	Rating Average	Response Count
Please choose one	2.7% (2)	21.6% (16)	24.3% (18)	17.6% (13)	33.8% (25)	1.00	74
						Comments	16
						answered question	74
						skipped question	6



12. What time of the year do you most commonly notice colour in your tap water?

	Response Percent	Response Count
Spring 	22.6%	14
Summer 	24.2%	15
Fall 	16.1%	10
Winter 	14.5%	9
Varies 	66.1%	41
Other (please specify)		18
	answered question	62
	skipped question	18


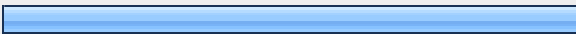
13. Do you drink the water supplied to your home?

	Response Percent	Response Count
Yes 	45.5%	35
No 	54.5%	42
<i>answered question</i>		77
<i>skipped question</i>		3



14. Do you believe the water is healthy to drink?

	Response Percent	Response Count
Yes 	43.8%	32
No 	56.2%	41
<i>answered question</i>		73
<i>skipped question</i>		7





15. Are you satisfied with your water quality?

	Response Percent	Response Count
Yes 	13.0%	10
No 	87.0%	67
If not, why?		66
<i>answered question</i>		77
<i>skipped question</i>		3



16. Do you have any form of water treatment in your home?

		Response Percent	Response Count
Yes		57.9%	44
No		42.1%	32
answered question			76
skipped question			4




17. If yes, which treatment system(s) do you have?

		Response Percent	Response Count
Iron and manganese removal system		6.5%	3
Water softener		15.2%	7
Brita type system mounted on a tap		26.1%	12
Other		65.2%	30
	If "other" please describe the system		40
answered question			46
skipped question			34

18. Given the information above, would you be in favour of the RDN exploring capital expenditures that would improve water quality in your service area for an estimated property tax increase of \$500 to \$600 per year for 20 years?

	Response Percent	Response Count
Yes 	16.9%	12
No 	83.1%	59
Comments		43
<i>answered question</i>		71
<i>skipped question</i>		9

19. If not, up to what level of additional annual property tax increase would you be willing to consider to address water quality issues?

	Response Percent	Response Count
\$0 	27.0%	17
\$100 to \$200 	63.5%	40
\$200 to \$400 	9.5%	6
Comments		29
<i>answered question</i>		63
<i>skipped question</i>		17

20. Please provide any further comments you may have with respect to water quality in your water service area that we may not have covered in the survey.

	Response Count
	36
<i>answered question</i>	36
<i>skipped question</i>	44