



Fairwinds Well # 2 Data 2011

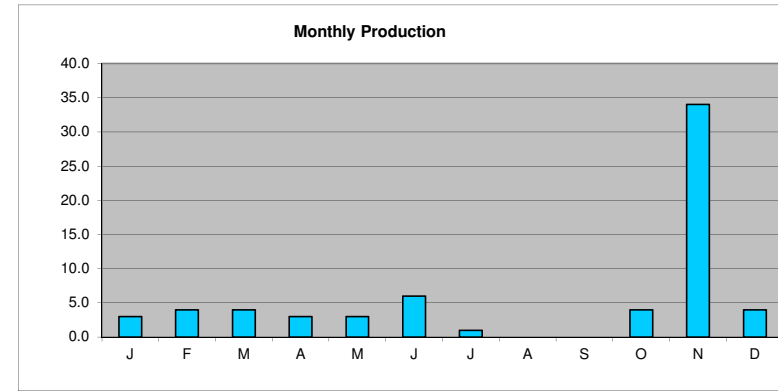
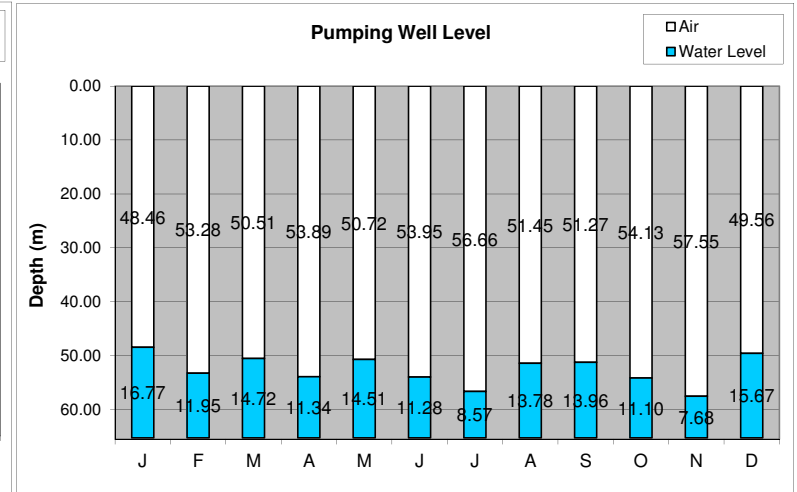
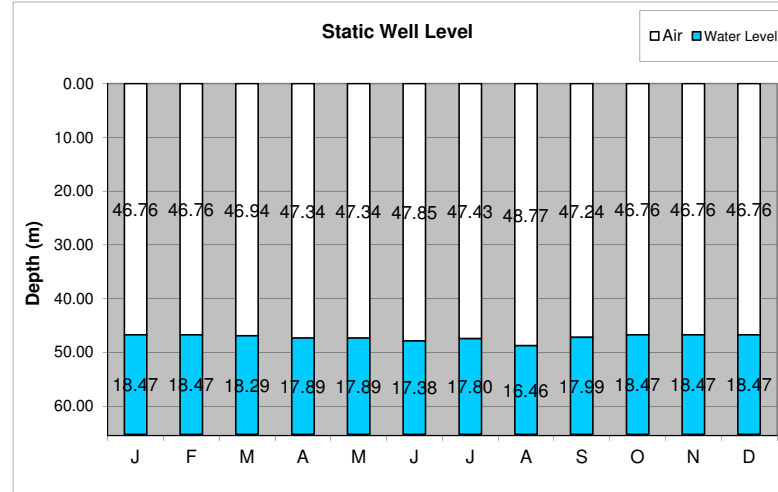
Well Depth 216.00 feet 65.84 meters
 Data logger Depth 214.00 feet 65.23 meters



THIS WELL IS OFF. Pumping levels caused by well interference.

	Average Capacity (m³/min)	Discharge pressure (psi)	Static level (ft)	Static level (m)	Pumping Level (ft)	Pumping Level (m)	Drawdown (m)	Meter Reading (m³)	Monthly Production (m³)	Hour Meter	Total Hours	Water Over Pump		
												Level (m)	Level Low	Level Critical
Jan-11	#DIV/0!		153.40	46.76	159.00	48.46	1.71	642,071.00	3.0	8.7	0.0	16.77	NO	NO
Feb-11	0.333		153.40	46.76	174.80	53.28	6.52	642,074.00	4.0	8.7	0.2	11.95	NO	NO
Mar-11	0.333		154.00	46.94	165.70	50.51	3.57	642,078.00	4.0	8.9	0.2	14.72	NO	NO
Apr-11	0.500		155.30	47.34	176.80	53.89	6.55	642,082.00	3.0	9.1	0.1	11.34	NO	NO
May-11	0.250		155.30	47.34	166.40	50.72	3.38	642,085.00	3.0	9.2	0.2	14.51	NO	NO
Jun-11	0.500		157.00	47.85	177.00	53.95	6.10	642,088.00	6.0	9.4	0.2	11.28	NO	NO
Jul-11	#DIV/0!		155.60	47.43	185.90	56.66	9.24	642,094.00	1.0	9.6	0.0	8.57	NO	NO
Aug-11	#DIV/0!		160.00	48.77	168.80	51.45	2.68	642,095.00	0.0	9.6	0.0	13.78	NO	NO
Sep-11	#DIV/0!		155.00	47.24	168.20	51.27	4.02	642,095.00	0.0	9.6	0.0	13.96	NO	NO
Oct-11	#DIV/0!		153.40	46.76	177.60	54.13	7.38	642,095.00	4.0	9.6	0.0	11.10	NO	NO
Nov-11	0.378		153.40	46.76	188.80	57.55	10.79	642,099.00	34.0	9.6	1.5	7.68	NO	NO
Dec-11	#DIV/0!		153.40	46.76	162.60	49.56	2.80	642,133.00	4.0	11.1	0.0	15.67	NO	NO
Jan-12								642,137.00		11.1				
Minimum	#DIV/0!	0.00	153.40	46.76	159.00	48.46	1.71		0.00		0.0			
Maximum	#DIV/0!	0.00	160.00	48.77	188.80	57.55	10.79		34.00		1.5			
Average	#DIV/0!	#DIV/0!	154.93	47.22	172.63	52.62	5.39		5.50		0.2			
TOTAL									66.00		2.40			

Data logger Depth 65.23



Month	Static Level		Pumping Level	
	Depth to Water (m)	Water Level (m)	Depth to Water (m)	Water Level (m)
J	46.76	18.47	48.46	16.77
F	46.76	18.47	53.28	11.95
M	46.94	18.29	50.51	14.72
A	47.34	17.89	53.89	11.34
M	47.34	17.89	50.72	14.51
J	47.85	17.38	53.95	11.28
J	47.43	17.80	56.66	8.57
A	48.77	16.46	51.45	13.78
S	47.24	17.99	51.27	13.96
O	46.76	18.47	54.13	11.10
N	46.76	18.47	57.55	7.68
D	46.76	18.47	49.56	15.67