

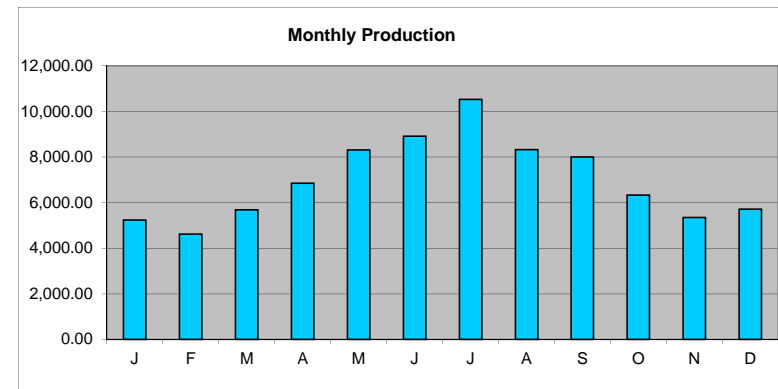
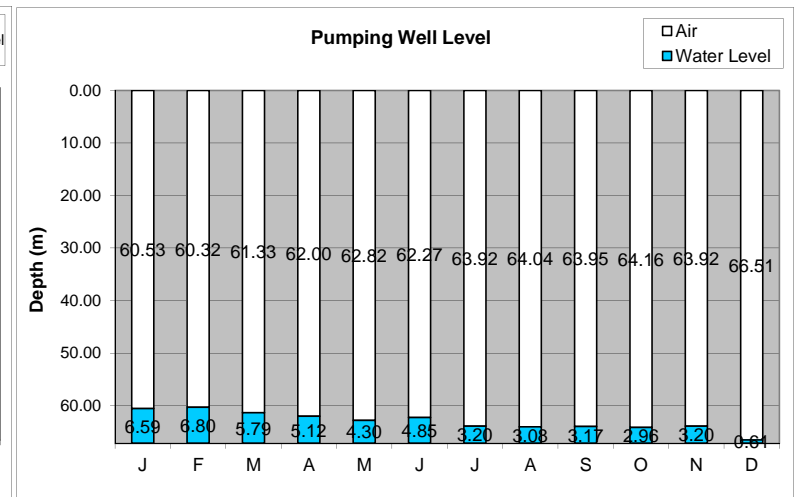
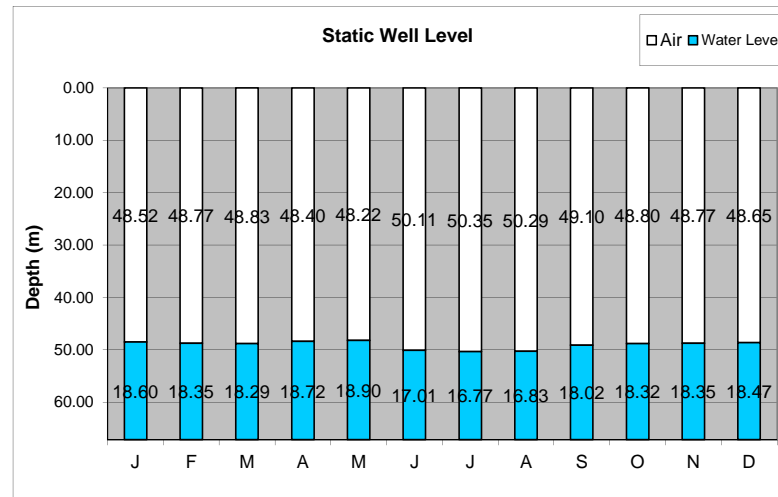
Fairwinds Well # 2 Data 2014

Pump Intake 223.24 feet 68.04 meters
 Data logger Depth 220.20 feet 67.12 meters



	Average Capacity (m³/min)	Discharge pressure (psi)	Static level (ft)	Static level (m)	Pumping Level (ft)	Pumping Level (m)	Drawdown (m)	Meter Reading (m³)	Monthly Production (m³)	Hour Meter	Total Hours	Water Over Pump			
												Level (m)	Level Low	Level Critical	
Jan-14	0.305		159.20	48.52	198.60	60.53	12.01	91,493.92	5,231.61	23,626.0	286.0	6.59	NO	NO	
Feb-14	0.306		160.00	48.77	197.90	60.32	11.55	96,725.53	4,614.05	23,912.0	251.0	6.80	NO	NO	
Mar-14	0.295		160.20	48.83	201.20	61.33	12.50	101,339.58	5,683.32	24,163.0	321.0	5.79	NO	NO	
Apr-14	0.308		158.80	48.40	203.40	62.00	13.59	107,022.90	6,846.00	24,484.0	370.0	5.12	NO	NO	
May-14	0.301		158.20	48.22	206.10	62.82	14.60	113,868.90	8,307.11	24,854.0	460.0	4.30	NO	NO	
Jun-14	0.298		164.40	50.11	204.30	62.27	12.16	122,176.01	8,915.09	25,314.0	498.0	4.85	NO	NO	
Jul-14	0.301		165.20	50.35	209.70	63.92	13.56	131,091.10	10,531.68	25,812.0	584.0	3.20	NO	NO	
Aug-14	0.299		165.00	50.29	210.10	64.04	13.75	141,622.78	8,328.62	26,396.0	465.0	3.08	NO	NO	
Sep-14	0.299		161.10	49.10	209.80	63.95	14.84	149,951.40	7,995.67	26,861.0	446.0	3.17	NO	NO	
Oct-14	0.304		160.10	48.80	210.50	64.16	15.36	157,947.07	6,327.23	27,307.0	347.0	2.96	NO	NO	
Nov-14	0.305		160.00	48.77	209.70	63.92	15.15	164,274.30	5,348.00	27,654.0	292.0	3.20	NO	NO	
Dec-14	0.299		159.60	48.65	218.20	66.51	17.86	169,622.30	5,710.70	27,946.0	318.0	0.61	YES	YES	
Jan-15								175,333.00		28,264.0					
Minimum	0.30	0.00	158.20	48.22	197.90	60.32	11.55		4614.05		251.0				
Maximum	0.308378	0.00	165.20	50.35	218.20	66.51	17.86		10531.68		584.0				
Average	0.301699	#DIV/0!	160.98	49.07	206.63	62.98	13.91		6986.59		386.5				
TOTAL									83839.08		4638.00				

Data logger Depth 67.12



Month	Static Level		Pumping Level	
	Depth to Water (m)	Water Level (m)	Depth to Water (m)	Water Level (m)
J	48.52	18.60	60.53	6.59
F	48.77	18.35	60.32	6.80
M	48.83	18.29	61.33	5.79
A	48.40	18.72	62.00	5.12
M	48.22	18.90	62.82	4.30
J	50.11	17.01	62.27	4.85
A	50.29	16.83	64.04	3.08
S	49.10	18.02	63.95	3.17
O	48.80	18.32	64.16	2.96
N	48.77	18.35	63.92	3.20
D	48.65	18.47	66.51	0.61