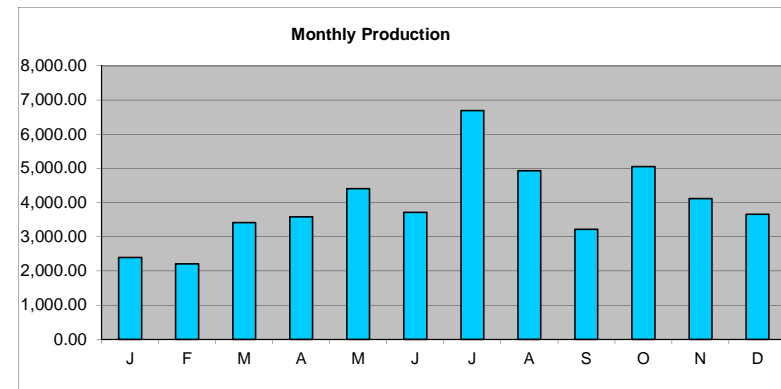
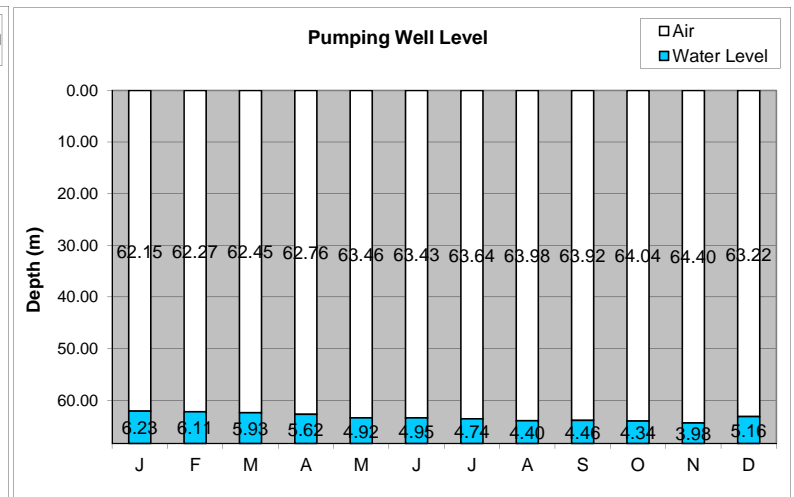
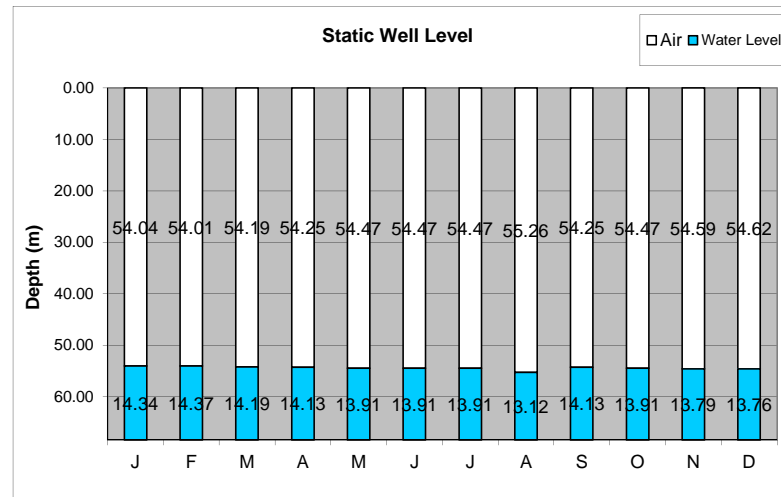


Fairwinds Well # 3 Data 2013

Well Depth 236.48 feet 72.08 meters
 Data logger Depth 224.40 feet 68.38 meters

	Average Capacity (m³/min)	Discharge pressure (psi)	Static level (ft)	Static level (m)	Pumping Level (ft)	Pumping Level (m)	Drawdown (m)	Meter Reading (m³)	Monthly Production (m³)	Hour Meter	Total Hours	Water Over Pump			
												Level (m)	Level Low	Level Critical	
Jan-13	0.174		177.30	54.04	203.90	62.15	8.11	188,495.00	2,393.00	3,075.2	228.6	6.23	NO	NO	
Feb-13	0.176		177.20	54.01	204.30	62.27	8.26	190,888.00	2,212.00	3,303.8	209.1	6.11	NO	NO	
Mar-13	0.176		177.80	54.19	204.90	62.45	8.26	193,100.00	3,412.00	3,512.9	322.5	5.93	NO	NO	
Apr-13	0.177		178.00	54.25	205.90	62.76	8.50	196,512.00	3,586.00	3,835.4	338.6	5.62	NO	NO	
May-13	0.178		178.70	54.47	208.20	63.46	8.99	200,098.00	4,404.00	4,174.0	412.0	4.92	NO	NO	
Jun-13	0.178		178.70	54.47	208.10	63.43	8.96	204,502.00	3,716.00	4,586.0	347.0	4.95	NO	NO	
Jul-13	0.178		178.70	54.47	208.80	63.64	9.17	208,218.00	6,692.00	4,933.0	625.0	4.74	NO	NO	
Aug-13	0.178		181.30	55.26	209.90	63.98	8.72	214,910.00	4,930.00	5,558.0	461.0	4.40	NO	NO	
Sep-13	-0.107		178.00	54.25	209.70	63.92	9.66	219,840.00	3,222.00	6,019.0	-501.0	4.46	NO	NO	
Oct-13	0.187		178.70	54.47	210.10	64.04	9.57	223,062.00	5,052.00	5,518.0	451.0	4.34	NO	NO	
Nov-13	0.187		179.10	54.59	211.30	64.40	9.81	228,114.00	4,116.00	5,969.0	366.0	3.98	NO	NO	
Dec-13	0.186		179.20	54.62	207.40	63.22	8.60	232,230.00	3,657.00	6,335.0	327.0	5.16	NO	NO	
Jan-14								235,887.00		6,662.0					
Minimum	-0.11	0.00	177.20	54.01	203.90	62.15	8.11		2212.00		-501.0				
Maximum	0.187432	0.00	181.30	55.26	211.30	64.40	9.81		6692.00		625.0				
Average	0.155857	#DIV/0!	178.56	54.42	207.71	63.31	8.88		3949.33		298.9				
TOTAL									47392.00		3586.80				

Data logger Depth 68.38



Month	Static Level		Pumping Level	
	Depth to Water (m)	Water Level (m)	Depth to Water (m)	Water Level (m)
J	54.04	14.34	62.15	6.23
F	54.01	14.37	62.27	6.11
M	54.19	14.19	62.45	5.93
A	54.25	14.13	62.76	5.62
M	54.47	13.91	63.46	4.92
J	54.47	13.91	63.43	4.95
J	54.47	13.91	63.64	4.74
A	55.26	13.12	63.98	4.40
S	54.25	14.13	63.92	4.46
O	54.47	13.91	64.04	4.34
N	54.59	13.79	64.40	3.98
D	54.62	13.76	63.22	5.16