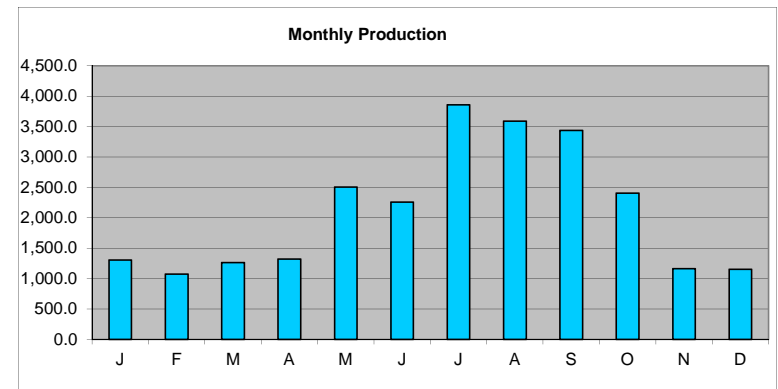
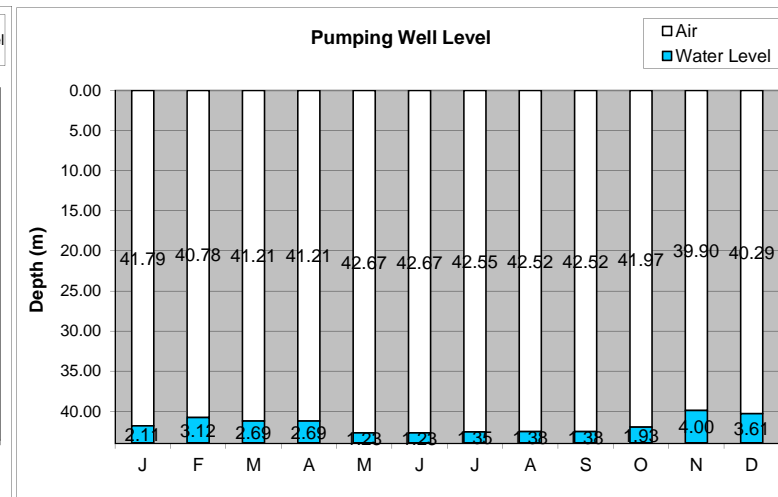
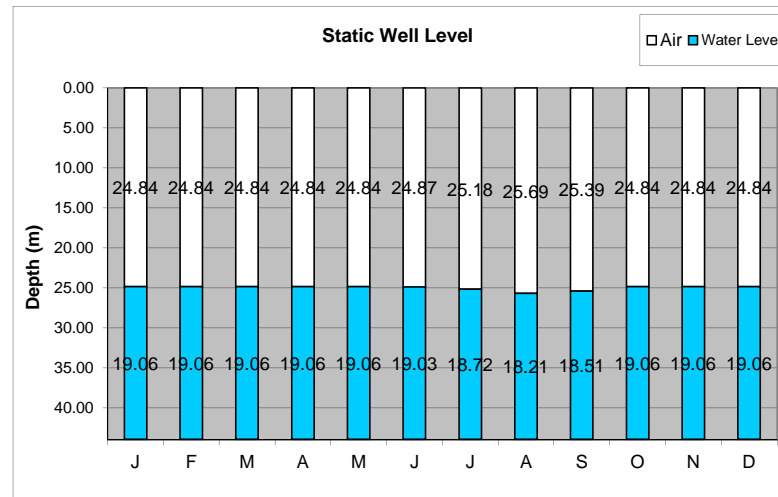


Madrona Well # 4 Data 2012

Well Depth 171 feet 52.1 meters
 Data logger Depth 144 feet 43.9 meters

	Average Capacity (m ³ /min)	Discharge pressure (psi)	Static level (ft)	Static level (m)	Pumping Level (ft)	Pumping Level (m)	Drawdown (m)	Meter Reading (m ³)	Monthly Consumption (m ³)	Hour Meter	Total Hours	Water Over Pump			
												Level (m)	Level Low	Level Critical	
Jan-12	0.116		81.50	24.84	137.10	41.79	16.95	3,792.60	1,303.4	67,539.4	187.9	2.11	NO	NO	
Feb-12	0.116		81.50	24.84	133.80	40.78	15.94	5,095.96	1,071.5	67,727.3	153.9	3.12	NO	NO	
Mar-12	0.115		81.50	24.84	135.20	41.21	16.37	6,167.42	1,262.2	67,881.2	182.4	2.69	NO	NO	
Apr-12	0.116		81.50	24.84	135.20	41.21	16.37	7,429.61	1,318.8	68,063.6	189.6	2.69	NO	NO	
May-12	0.114		81.50	24.84	140.00	42.67	17.83	8,748.45	2,504.4	68,253.2	367.1	1.23	YES	NO	
Jun-12	0.114		81.60	24.87	140.00	42.67	17.80	11,252.80	2,259.5	68,620.3	330.5	1.23	YES	NO	
Jul-12	0.115	26	82.60	25.18	139.60	42.55	17.37	13,512.30	3,856.8	68,950.8	559.3	1.35	YES	NO	
Aug-12	0.114		84.30	25.69	139.50	42.52	16.82	17,369.10	3,592.0	69,510.1	524.7	1.38	YES	NO	
Sep-12	0.123		83.30	25.39	139.50	42.52	17.13	20,961.10	3,436.5	70,034.8	466.1	1.38	YES	NO	
Oct-12	0.131		81.50	24.84	137.70	41.97	17.13	24,397.60	2,405.5	70,500.9	306.5	1.93	YES	NO	
Nov-12	0.146		81.50	24.84	130.90	39.90	15.06	26,803.10	1,164.5	70,807.4	132.7	4.00	NO	NO	
Dec-12	0.120		81.50	24.84	132.20	40.29	15.45	27,967.60	1,152.5	70,940.1	159.5	3.61	NO	NO	
Jan-13								29,120.09		71,099.6					
Minimum	0.11	26.00	81.50	24.84	130.90	39.90	15.06		1071.46		132.7				
Maximum	0.146257	26.00	84.30	25.69	140.00	42.67	17.83		3856.80		559.3				
Average	0.119995	26.00	81.98	24.99	136.73	41.67	16.69		2110.62		296.7				
TOTAL									25327.49		3560.20				



Month	Static Level		Pumping Level	
	Depth to Water (m)	Water Level (m)	Depth to Water (m)	Water Level (m)
J	24.84	19.06	41.79	2.11
F	24.84	19.06	40.78	3.12
M	24.84	19.06	41.21	2.69
A	24.84	19.06	41.21	2.69
M	24.84	19.06	42.67	1.23
J	24.87	19.03	42.67	1.23
J	25.18	18.72	42.55	1.35
A	25.69	18.21	42.52	1.38
S	25.39	18.51	42.52	1.38
O	24.84	19.06	41.97	1.93
N	24.84	19.06	39.90	4.00
D	24.84	19.06	40.29	3.61