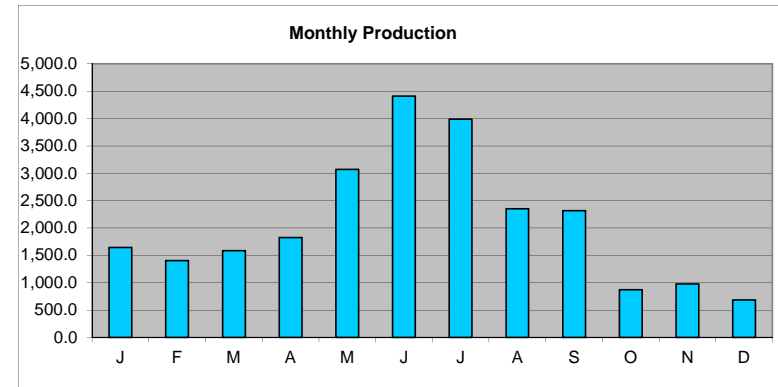
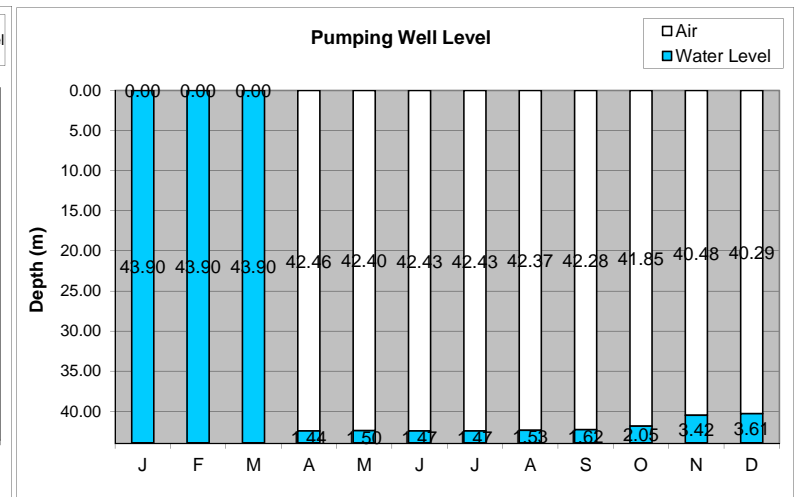
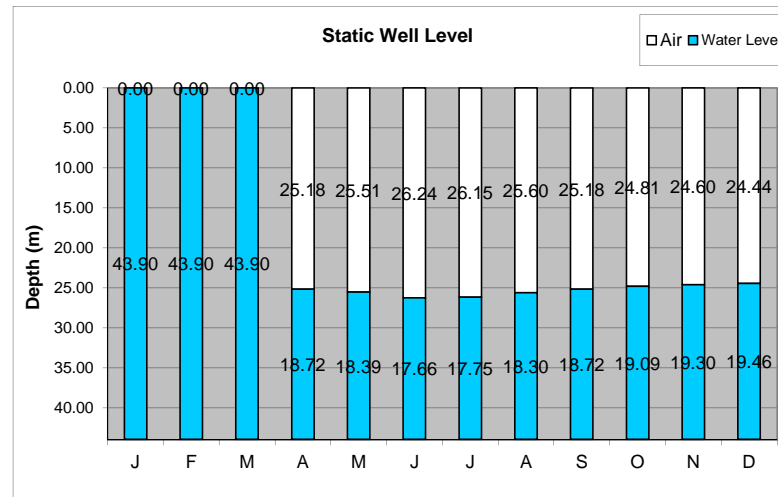


Madrona Well # 4 Data 2014

Well Depth 171 feet 52.1 meters
 Data logger Depth 144 feet 43.9 meters

	Average Capacity (m³/min)	Discharge pressure (psi)	Static level (ft)	Static level (m)	Pumping Level (ft)	Pumping Level (m)	Drawdown (m)	Meter Reading (m³)	Monthly Production (m³)	Hour Meter	Total Hours	Water Over Pump			
												Level (m)	Level Low	Level Critical	
Jan-14	0.130			0.00		0.00	0.00	57,245.50	1,641.1	74,793.3	210.4	43.90	NO	NO	
Feb-14	0.130			0.00		0.00	0.00	58,886.60	1404.0	75,003.7	180.0	43.90	NO	NO	
Mar-14	0.130			0.00		0.00	0.00	60,290.60	1585.0	75,183.7	203.2	43.90	NO	NO	
Apr-14	0.130		82.60	25.18	139.30	42.46	17.28	61,875.60	1823.6	75,386.9	233.3	1.44	YES	NO	
May-14	0.130		83.70	25.51	139.10	42.40	16.89	63,699.20	3070.1	75,620.2	393.6	1.50	YES	NO	
Jun-14	0.130		86.10	26.24	139.20	42.43	16.18	66,769.30	4407.8	76,013.8	565.1	1.47	YES	NO	
Jul-14	0.130		85.80	26.15	139.20	42.43	16.28	71,177.10	3991.3	76,578.9	511.7	1.47	YES	NO	
Aug-14	0.130		84.00	25.60	139.00	42.37	16.76	75,168.40	2353.3	77,090.6	301.7	1.53	YES	NO	
Sep-14	0.130		82.60	25.18	138.70	42.28	17.10	77,521.70	2316.6	77,392.3	297.0	1.62	YES	NO	
Oct-14	0.130		81.40	24.81	137.30	41.85	17.04	79,838.30	868.9	77,689.3	111.4	2.05	NO	NO	
Nov-14	0.193		80.70	24.60	132.80	40.48	15.88	80,707.20	975.0	43.0	84.0	3.42	NO	NO	
Dec-14	0.133		80.20	24.44	132.20	40.29	15.85	81,682.20	686.4	127.0	86.0	3.61	NO	NO	
Jan-15								82,368.60		213.0					
Minimum	0.13	0.00	80.20	0.00	132.20	0.00	0.00		686.40		84.0				
Maximum	0.193452	0.00	86.10	26.24	139.30	42.46	17.28		4407.80		565.1				
Average	0.135563	#DIV/0!	83.01	18.98	137.42	31.41	12.44		2093.59		264.8				
TOTAL									25123.10		3177.40				

Data logger Depth 43.9



Month	Static Level		Pumping Level	
	Depth to Water (m)	Water Level (m)	Depth to Water (m)	Water Level (m)
J	0.00	43.90	0.00	43.90
F	0.00	43.90	0.00	43.90
M	0.00	43.90	0.00	43.90
A	25.18	18.72	42.46	1.44
M	25.51	18.39	42.40	1.50
J	26.24	17.66	42.43	1.47
J	26.15	17.75	42.43	1.47
A	25.60	18.30	42.37	1.53
S	25.18	18.72	42.28	1.62
O	24.81	19.09	41.85	2.05
N	24.60	19.30	40.48	3.42
D	24.44	19.46	40.29	3.61