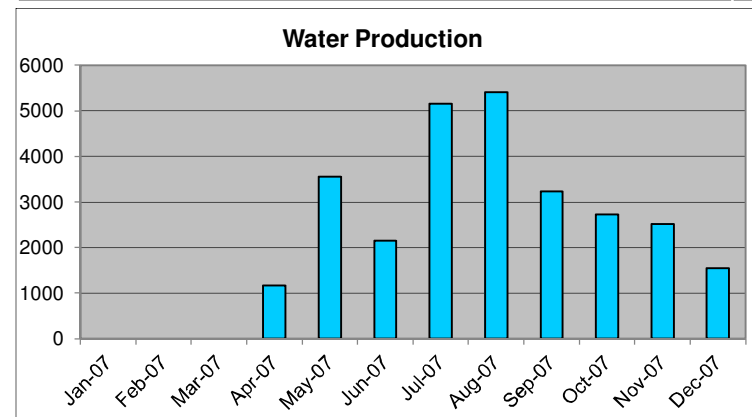
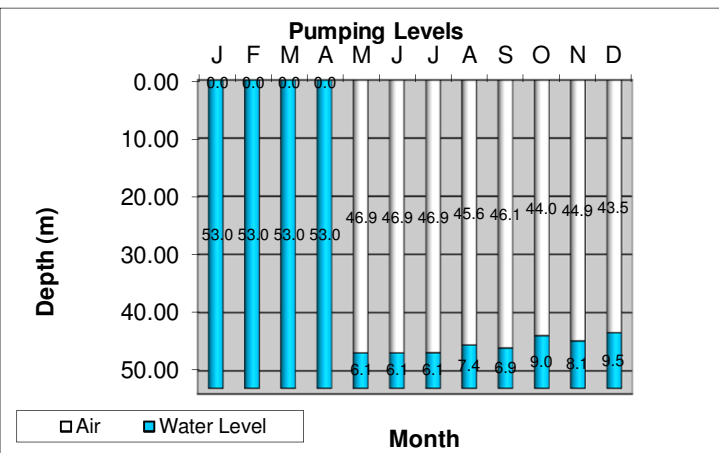
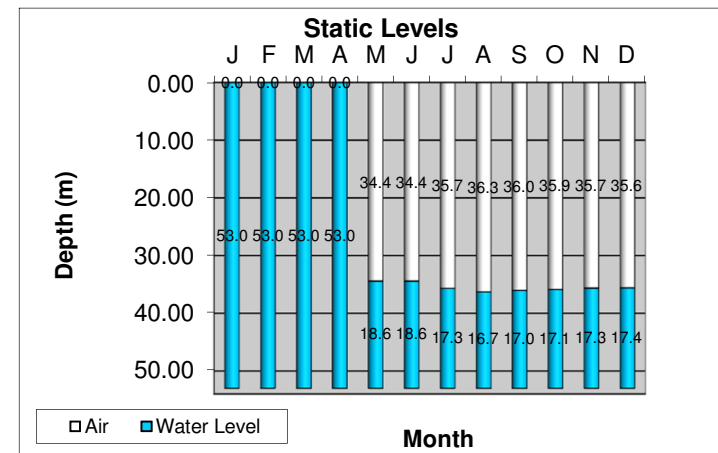




Nanoose # 4 - Well Data - Depth 174 ft / 53 m

Water over pump

2007	Average Capacity (m ³ /min)	Discharge pressure (psi)	Static level (ft)	Static level (m)	Pumping level (ft)	Pumping Level (m)	Drawdown (m)	Meter reading (m ³)	Monthly Consumption (m ³)	Hour Meter	Total Hours	Level (m)	Level Low	Level Critical
Jan-07	#DIV/0!			0.00		0.00	0.00	775672	0	30897.4	0	53.00	no	no
Feb-07	0.000			0.00		0.00	0.00	775672	0	30897.4	40.7	53.00	no	no
Mar-07	#DIV/0!			0.00		0.00	0.00	775672	0	30938.1	0	53.00	no	no
Apr-07	0.304			0.00		0.00	0.00	775672	1174	30938.1	64.3	53.00	no	no
May-07	0.194	28	113.0	34.44	154.0	46.94	12.50	776846	3554	31002.4	305.8	6.06	no	no
Jun-07	0.141	30	113.0	34.44	154.0	46.94	12.50	780400	2152	31308.2	254.5	6.06	no	no
Jul-07	0.246	28	117.1	35.69	153.9	46.91	11.22	782552	5159	31562.7	349.7	6.09	no	no
Aug-07	0.254	26	119.1	36.30	149.5	45.57	9.27	787711	5411	31912.4	354.8	7.43	no	no
Sep-07	0.255	30	118.2	36.03	151.2	46.09	10.06	793122	3229	32267.2	210.7	6.91	no	no
Oct-07	0.273	30	117.7	35.87	144.2	43.95	8.08	796351	2724	32477.9	166	9.05	no	no
Nov-07	0.286	31	117.0	35.66	147.2	44.87	9.20	799075	2509	32643.9	146.2	8.13	no	no
Dec-07	0.191	22	116.8	35.60	142.6	43.46	7.86	801584	1551	32790.1	135.6	9.54	no	no
Jan-08	n/a	n/a	n/a	n/a	n/a	n/a	n/a	803135	n/a	32925.7	n/a	Well Depth (m)		53
Minimum	#DIV/0!	22	113.0	0.00	142.60	0.00	0.00	775,672.00	0.00	30,897.40	0.00			
Maximum	#DIV/0!	31	119.1	36.30	154.00	46.94	12.50	803,135.00	5,411.00	32,925.70	354.80			
Average	0.238	28	116.5	23.67	149.58	30.39	6.72	786,420.31	2,288.58	31,735.50	169.03			
Total									27,463.00		2,028.30			
Average Low Season (Jan.-April & Nov.-Dec.)				35.63			44.17	* Calibrated logger June/07 - Offset .83 meters						
Average High Season (May-September)				35.46			46.07	* #DIV/0! or #VALUE! = insufficient data to complete formula						



	Static Level		Pumping Level	
	Depth to Water (m)	Water Level (m)	Depth to Water (m)	Water Level (m)
J	0.00	53.00	0.00	53.00
F	0.00	53.00	0.00	53.00
M	0.00	53.00	0.00	53.00
A	0.00	53.00	0.00	53.00
M	34.44	18.56	46.94	6.06
J	34.44	18.56	46.94	6.06
J	35.69	17.31	46.91	6.09
A	36.30	16.70	45.57	7.43
S	36.03	16.97	46.09	6.91
O	35.87	17.13	43.95	9.05
N	35.66	17.34	44.87	8.13
D	35.60	17.40	43.46	9.54