



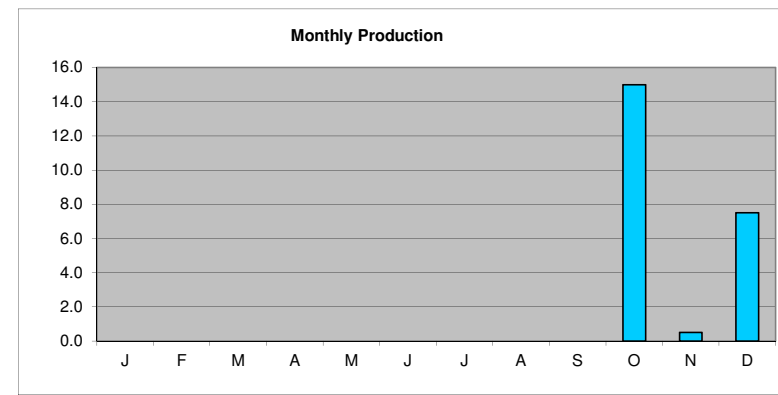
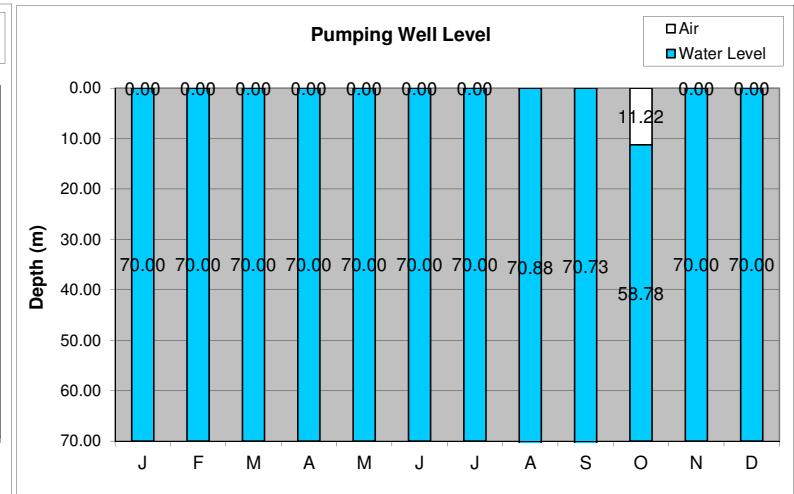
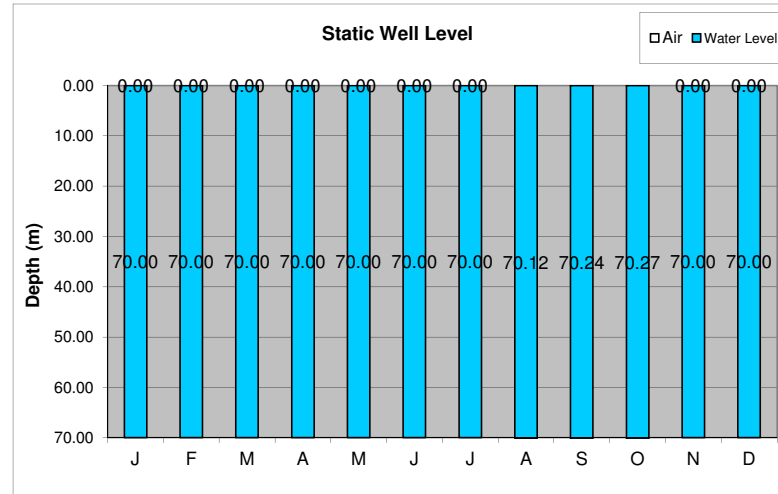
### Nanoose Well # 6 Data 2011

Well Depth 229.6 feet 70 meters  
Data logger Depth 229.6 feet 70 meters



THIS WELL IS OFF. Pumping levels caused by well interference.

	Average Capacity (m³/min)	Discharge pressure (psi)	Static level (ft)	Static level (m)	Pumping Level (ft)	Pumping Level (m)	Drawdown (m)	Meter Reading (m³)	Monthly Production (m³)	Hour Meter	Total Hours	Water Over Pump		
												Level (m)	Level Low	Level Critical
Jan-11	#DIV/0!		0.00	0.00	0.00	0.00	0.00	107,327.00	0.0	21,395.9	0.0	70.00	NO	NO
Feb-11	#DIV/0!		0.00	0.00	0.00	0.00	0.00	107,327.00	0.0	21,395.9	0.0	70.00	NO	NO
Mar-11	#DIV/0!		0.00	0.00	0.00	0.00	0.00	107,327.00	0.0	21,395.9	0.0	70.00	NO	NO
Apr-11	#DIV/0!		0.00	0.00	0.00	0.00	0.00	107,327.00	0.0	21,395.9	0.0	70.00	NO	NO
May-11	#DIV/0!		0.00	0.00	0.00	0.00	0.00	107,327.00	0.0	21,395.9	0.0	70.00	NO	NO
Jun-11	#DIV/0!		0.00	0.00	0.00	0.00	0.00	107,327.00	0.0	21,395.9	0.0	70.00	NO	NO
Jul-11	#DIV/0!		0.00	0.00	0.00	0.00	0.00	107,327.00	0.0	21,395.9	0.0	70.00	NO	NO
Aug-11	#DIV/0!		-0.40	-0.12	-2.90	-0.88	-0.76	107,327.00	0.0	21,395.9	0.0	70.88	NO	NO
Sep-11	#DIV/0!		-0.80	-0.24	-2.40	-0.73	-0.49	107,327.00	0.0	21,395.9	0.0	70.73	NO	NO
Oct-11	0.208		-0.90	-0.27	36.80	11.22	11.49	107,327.00	15.0	21,395.9	1.2	58.78	NO	NO
Nov-11	0.028							107,342.00	0.5	21,397.1	0.3	70.00	NO	NO
Dec-11	0.313		0.00	0.00	0.00	0.00	0.00	107,342.50	7.5	21,397.4	0.4	70.00	NO	NO
Jan-12								107,350.00		21,397.8				
Minimum	#DIV/0!	0.00	-0.90	-0.27	-2.90	-0.88	-0.76		0.00		0.0			
Maximum	#DIV/0!	0.00	0.00	0.00	36.80	11.22	11.49		15.00		1.2			
Average	#DIV/0!	#DIV/0!	-0.19	-0.05	2.86	0.80	0.85		1.92		0.2			
TOTAL									23.00		1.90			



Month	Static Level		Pumping Level	
	Depth to Water (m)	Water Level (m)	Depth to Water (m)	Water Level (m)
J	0.00	70.00	0.00	70.00
F	0.00	70.00	0.00	70.00
M	0.00	70.00	0.00	70.00
A	0.00	70.00	0.00	70.00
M	0.00	70.00	0.00	70.00
J	0.00	70.00	0.00	70.00
J	0.00	70.00	0.00	70.00
A	-0.12	70.12	-0.88	70.88
S	-0.24	70.24	-0.73	70.73
O	-0.27	70.27	11.22	58.78
N	0.00	70.00	0.00	70.00
D	0.00	70.00	0.00	70.00