

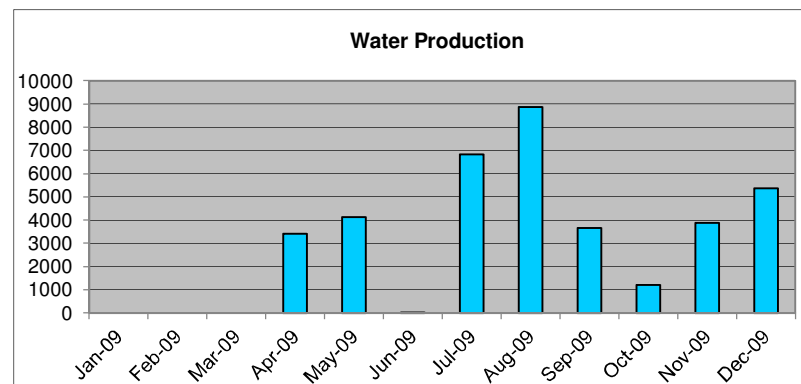
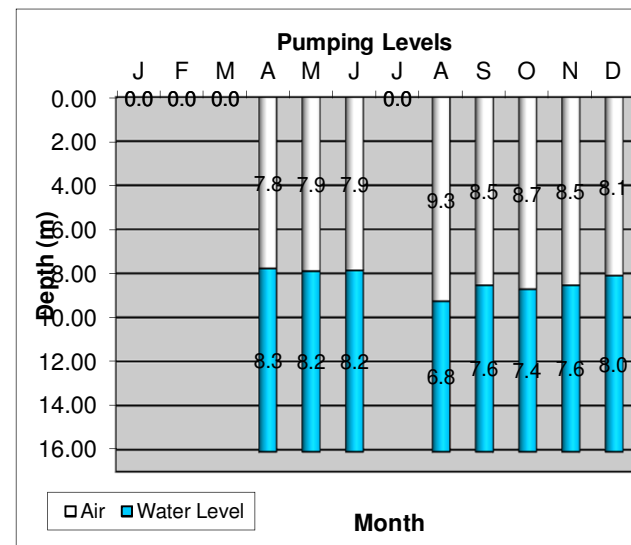
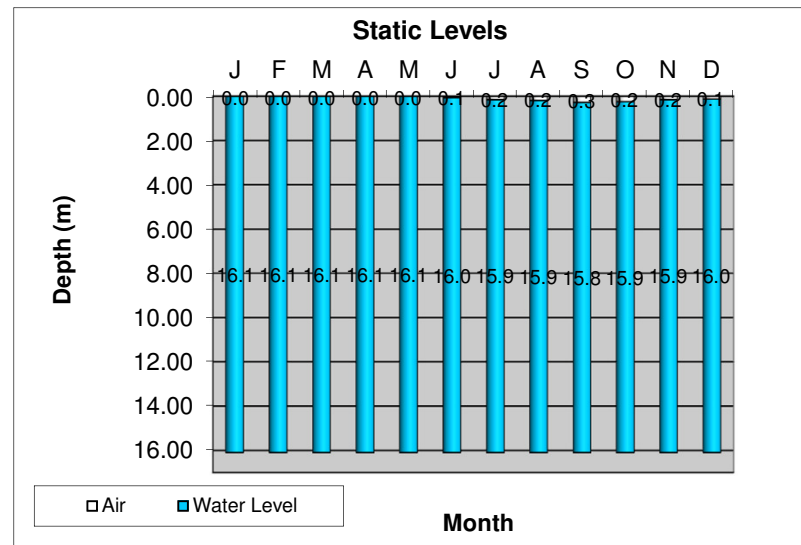


Madrona # 7 - Well Data - Depth 52.8 ft / 16.1 m

Water over pump

2009	Average Capacity (m ³ /min)	Discharge pressure (psi)	Static level (ft)	Static level (m)	Pumping level (ft)	Pumping Level (m)	Drawdown (m)	Meter reading (m ³)	Monthly Consumption (m ³)	Hour Meter	Total Hours	Level (m)	Level Low	Level Critical
Jan-09	#DIV/0!	n/a	0.0	0.00	off	#VALUE!	#VALUE!	522868	0		0	#VALUE!	#VALUE!	#VALUE!
Feb-09	#DIV/0!	n/a	0.0	0.00	off	#VALUE!	#VALUE!	522868	0		0	#VALUE!	#VALUE!	#VALUE!
Mar-09	#DIV/0!	n/a	0.0	0.00	off	#VALUE!	#VALUE!	522868	0		0	#VALUE!	#VALUE!	#VALUE!
Apr-09	#DIV/0!	n/a	0.0	0.00	25.5	7.77	7.77	522868	3413		0	8.33	no	no
May-09	#DIV/0!	n/a	0.0	0.00	25.9	7.89	7.89	526281	4133		0	8.21	no	no
Jun-09	#DIV/0!	n/a	0.2	0.06	25.8	7.86	7.80	530414	2		0	8.24	no	no
Jul-09	#DIV/0!	n/a	0.5	0.15	off	#VALUE!	#VALUE!	530416	6841		0	#VALUE!	#VALUE!	#VALUE!
Aug-09	0.520	n/a	0.6	0.18	30.4	9.27	9.08	537257	8875		284.6	6.83	no	no
Sep-09	0.339	n/a	0.9	0.27	28.0	8.53	8.26	546132	3666	284.6	180	7.57	no	no
Oct-09	0.338	n/a	0.8	0.24	28.6	8.72	8.47	549798	1200	464.6	59.1	7.38	no	no
Nov-09	0.321	n/a	0.5	0.15	28.0	8.53	8.38	550998	3886	523.7	201.5	7.57	no	no
Dec-09	0.342	n/a	0.4	0.12	26.6	8.11	7.99	554884	5361	471.1	261.3	7.99	no	no
Jan-10	n/a	n/a	n/a	n/a	n/a	n/a	n/a	560245	n/a	732.4	n/a	Well Depth (m)		16.1
Minimum	#DIV/0!	0	0.0	0.00	25.50	#VALUE!	#VALUE!	522,868.00	0.00	284.60	0.00			
Maximum	#DIV/0!	0	0.9	0.27	30.40	#VALUE!	#VALUE!	560,245.00	8,875.00	732.40	284.60			
Average	0.372	#DIV/0!	0.3	0.10	27.35	#VALUE!	#VALUE!	536,761.31	3,114.75	495.28	82.21			
Total									37,377.00		986.50			
Average Low Season (Jan.-April & Nov.-Dec.)				0.05		#VALUE!								
Average High Season (May-September)				0.15		#VALUE!								

* #DIV/0! or #VALUE! = insufficient data to complete formula



	Static Level		Pumping Level	
	Depth to Water (m)	Water Level (m)	Depth to Water (m)	Water Level (m)
J	0.00	16.10	#VALUE!	#VALUE!
F	0.00	16.10	#VALUE!	#VALUE!
M	0.00	16.10	#VALUE!	#VALUE!
A	0.00	16.10	7.77	8.33
M	0.00	16.10	7.89	8.21
J	0.06	16.04	7.86	8.24
J	0.15	15.95	#VALUE!	#VALUE!
A	0.18	15.92	9.27	6.83
S	0.27	15.83	8.53	7.57
O	0.24	15.86	8.72	7.38
N	0.15	15.95	8.53	7.57
D	0.12	15.98	8.11	7.99