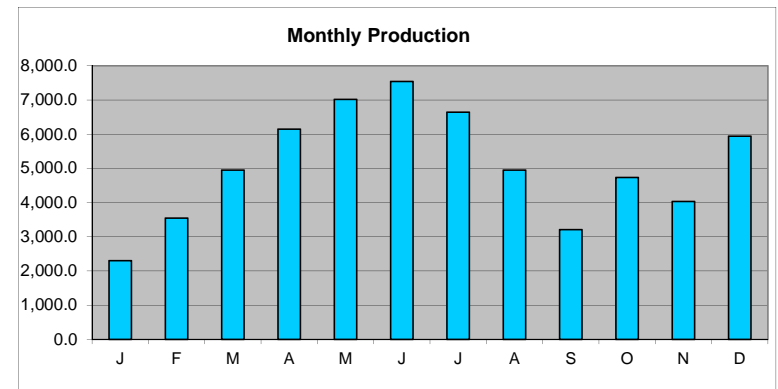
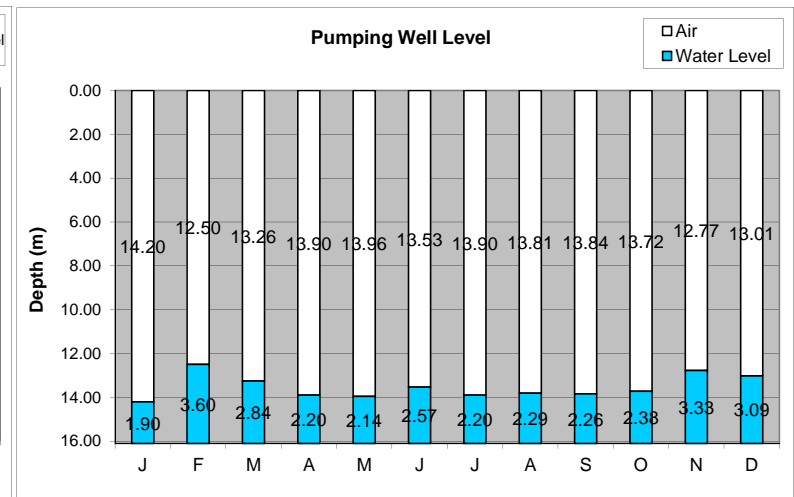
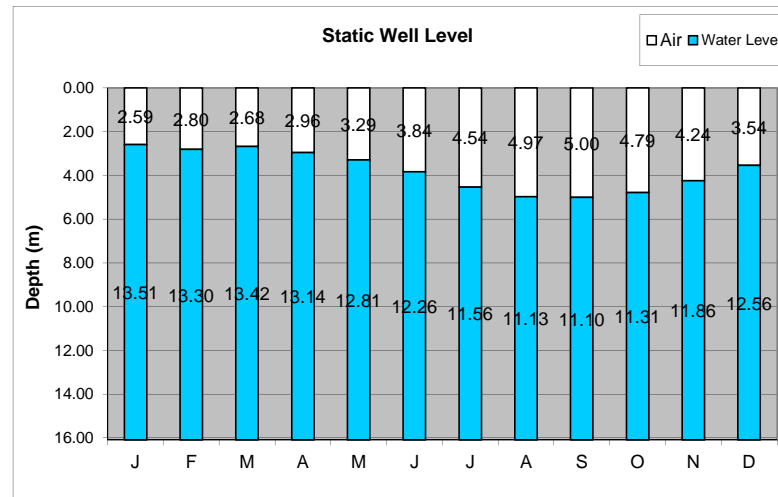


Wall Brook Well # 1 Data 2014

Well Depth 56.43 feet 17.2 meters
 Data logger Depth 52.8 feet 16.1 meters

	Average Capacity (m³/min)	Discharge pressure (psi)	Static level (ft)	Static level (m)	Pumping Level (ft)	Pumping Level (m)	Drawdown (m)	Meter Reading (m³)	Monthly Production (m³)	Hour Meter	Total Hours	Water Over Pump			
												Level (m)	Level Low	Level Critical	
Jan-14	0.281		8.50	2.59	46.60	14.20	11.61	0.00	2,303.7	12,944.2	136.7	1.90	YES	NO	
Feb-14	0.276		9.20	2.80	41.00	12.50	9.69	2,303.71	3,545.0	13,080.9	214.3	3.60	NO	NO	
Mar-14	0.270		8.80	2.68	43.50	13.26	10.58	5,848.72	4,950.3	13,295.2	305.7	2.84	NO	NO	
Apr-14	0.288		9.70	2.96	45.60	13.90	10.94	10,799.00	6,151.0	13,600.9	356.3	2.20	NO	NO	
May-14	0.266		10.80	3.29	45.80	13.96	10.67	16,950.00	7,017.4	13,957.2	440.0	2.14	NO	NO	
Jun-14	0.255		12.60	3.84	44.40	13.53	9.69	23,967.41	7,543.6	14,397.2	492.5	2.57	NO	NO	
Jul-14	0.201		14.90	4.54	45.60	13.90	9.36	31,511.00	6,643.7	14,889.7	549.8	2.20	NO	NO	
Aug-14	0.171		16.30	4.97	45.30	13.81	8.84	38,154.73	4,951.5	15,439.5	484.0	2.29	NO	NO	
Sep-14	0.126		16.40	5.00	45.40	13.84	8.84	43,106.20	3,213.6	15,923.5	424.3	2.26	NO	NO	
Oct-14	0.235		15.70	4.79	45.00	13.72	8.93	46,319.80	4,737.8	16,347.8	336.1	2.38	NO	NO	
Nov-14	0.248		13.90	4.24	41.90	12.77	8.53	51,057.60	4,035.4	16,683.9	271.4	3.33	NO	NO	
Dec-14	0.097		11.60	3.54	42.70	13.01	9.48	55,093.00	5,945.0	16,955.3	1025.2	3.09	NO	NO	
Jan-15								61,038.00		17,980.5					
Minimum	0.10	0.00	8.50	2.59	41.00	12.50	8.53		2303.71		136.7				
Maximum	0.287726	0.00	16.40	5.00	46.60	14.20	11.61		7543.59		1025.2				
Average	0.226068	#DIV/0!	12.37	3.77	44.40	13.53	9.76		5086.50		419.7				
TOTAL									61038.00		5036.30				

Data logger Depth 16.1



Month	Static Level		Pumping Level	
	Depth to Water (m)	Water Level (m)	Depth to Water (m)	Water Level (m)
J	2.59	13.51	14.20	1.90
F	2.80	13.30	12.50	3.60
M	2.68	13.42	13.26	2.84
A	2.96	13.14	13.90	2.20
M	3.29	12.81	13.96	2.14
J	3.84	12.26	13.53	2.57
J	4.54	11.56	13.90	2.20
A	4.97	11.13	13.81	2.29
S	5.00	11.10	13.84	2.26
O	4.79	11.31	13.72	2.38
N	4.24	11.86	12.77	3.33
D	3.54	12.56	13.01	3.09